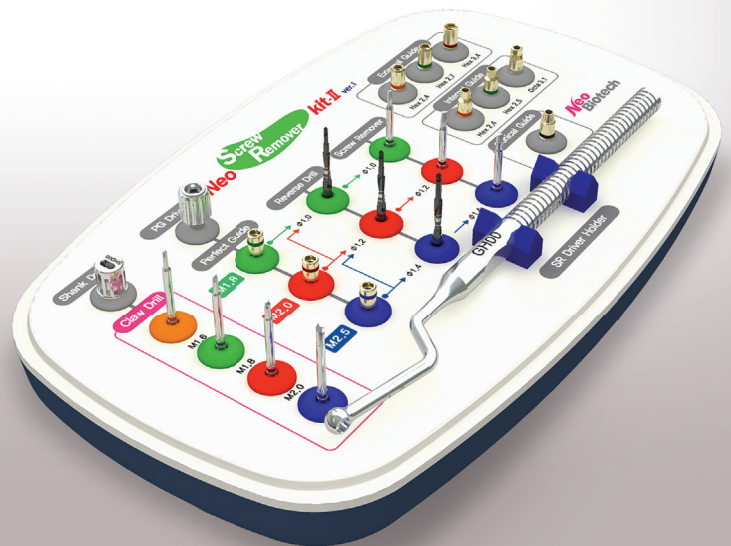




SCREW REMOVER KIT



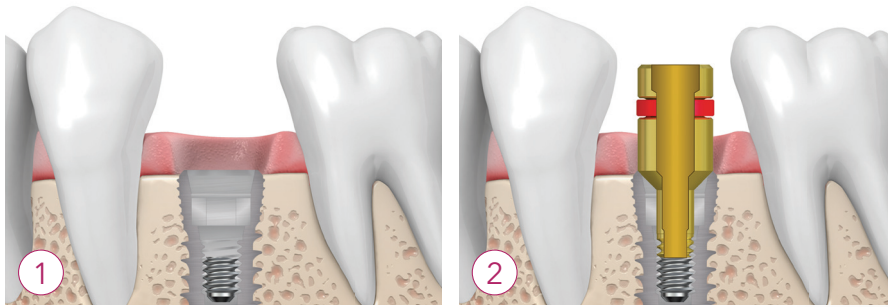
1 SR kit

- SR kit is composed of various tools designed for quick and safe removal of fractured screws. (1,200 RPM without irrigation)

2 Key Points of Neo SR kit

- Remove a fractured screw without damaging or repositioning the fixture.
- Quick and easy procedure completed in 3 minutes.
- Capable to remove fractured screws from different implant systems.
- Stuck screws can be removed with a ratchet.

SR kit Technique Guide



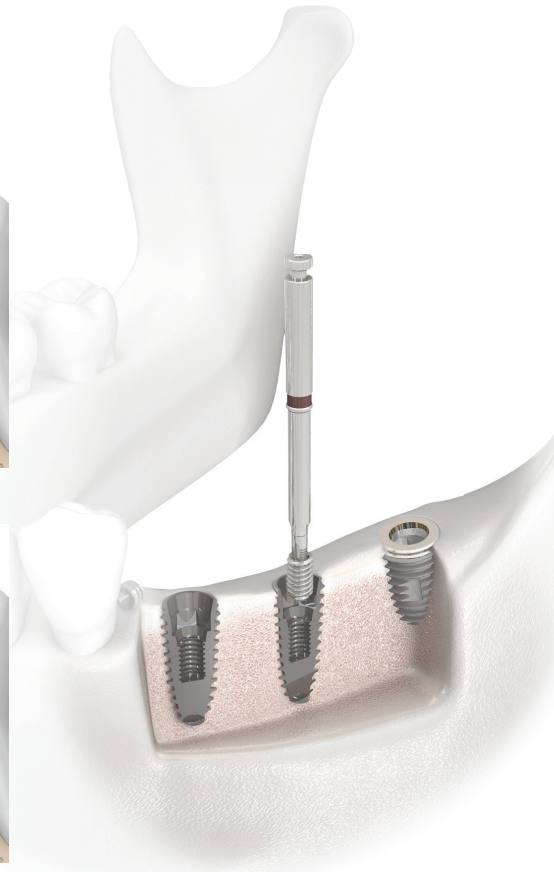
1 Fractured screw

2 Perfect Guide

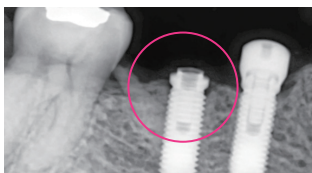


3 Reverse Drilling

4 Screw Removing



SR kit Clinical Case



Preoperative view of a fractured implant screw.



Ø1.2mm Perfect Guide was connected to the PG driver.



Perfect Guide was tightened in the screw hole with 15Ncm.



Ø1.0mm reverse drill was used at 2,000rpm with copious water.



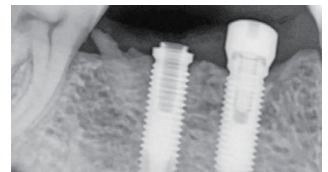
Reverse drill was drilled in reverse direction.



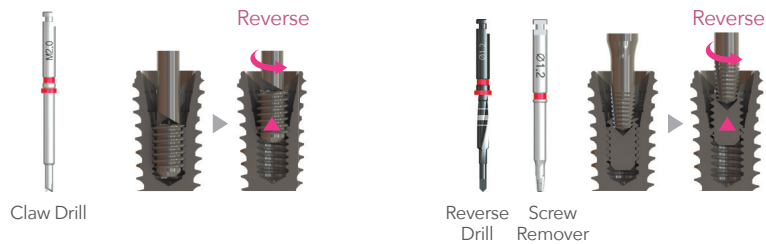
Ø1.0mm screw remover was rotated counterclockwise.



Fractured screw was removed from the screw hole.



Postoperative view of screw removal.



Claw Drill

Reverse Drill Screw Remover